




# Govt. Degree College, Timarni

## Dist.- Harda (MP)



(Affiliated with Barkatullah University, Bhopal)

Accredited by NAAC with 'B'

College Code :- 3208 [www.gdctimarni.in](http://www.gdctimarni.in) AISHE Code :- C-35109



**2.6.3. Annual Report pass percentage of final year students-**

**During the last five year**

**PDF SIGNER DEMO VERSION**



**Govt. Degree College, Timarni, District – Harda (M.P.)**

[3208], NAAC STATUS “B”, REGISTER WITH UGC UNDER 2(F) AND UNDER 12(B)  
Web Address of college: <http://www.gdctimarni.in> Contact No. 07573-292018



Office of The Principal Govt. Degree College Timarni, Dist. Harda (M.P.)

College Code : 3208

Phone/ Fax : 07573-292018

E-mail Id- hegetimhar@mp.gov.in

No./ 421 /2023

Date : 15/06/2023

## Declaration

This is to declare that the information, reports , true copies and numerical data etc. furnished in this file as supporting documents is verified by IQAC and found correct.

**IQAC Coordinator**  
**Director/Co-ordinator**  
**Internal Quality Assurance Cell**  
**Govt. Degree College, Timarni (3208)**  
**Distt. Harda (M.P.)**

**Principal**  
**Govt. Degree College**  
**TIMARNI (HARDA) M.P.**





## Govt. Degree College, Timarni, District – Harda (M.P.)

[3208], NAAC STATUS “B”, REGISTER WITH UGC UNDER 2(F) AND UNDER 12(B)  
Web Address of college: <http://www.gdctimarni.in> Contact No. 07573-292018



### Index

S.No	Title Name	Page Number
01	Annual Report of Result UG & PG (2017-18 to 2021-22)	1
02	Comprehensive Analysis of Result for UG Classes (2017-18 to 2021-22)	2-6
03	Comprehensive Analysis of Result for PG Classes (2017-18 to 2021-22)	7-11
04	Comprehensive Analysis of Result (2017-18 to 2021-22)	12

EXCELLENCE • CREDIBILITY • RELEVANCE



***Annual Report of Results of UG and PG  
(2017-18 to 2021-22)***

*The passing percentage of students in the various Under Graduate and Post Graduate courses, has always been more than 90% every year. However, during the Covid Pandemic the regular classes and practical got affected and mostly teaching was shifted towards online mode during March and April 2020.*

*The open book online exams were conducted during August and most of the students found it difficult to cope with the teaching and examination pattern and result showed a decline in passing percentage. In the subsequent session, the teachers, and students both adapted better to online teaching and mostly classes were conducted in hybrid mode. The sincere efforts of the faculty and academic infrastructure of the college help and support them to shape their career in a desired way which is the reason of good performance of the students in year 2021-22.*



## ***Comprehensive Analysis of Result***

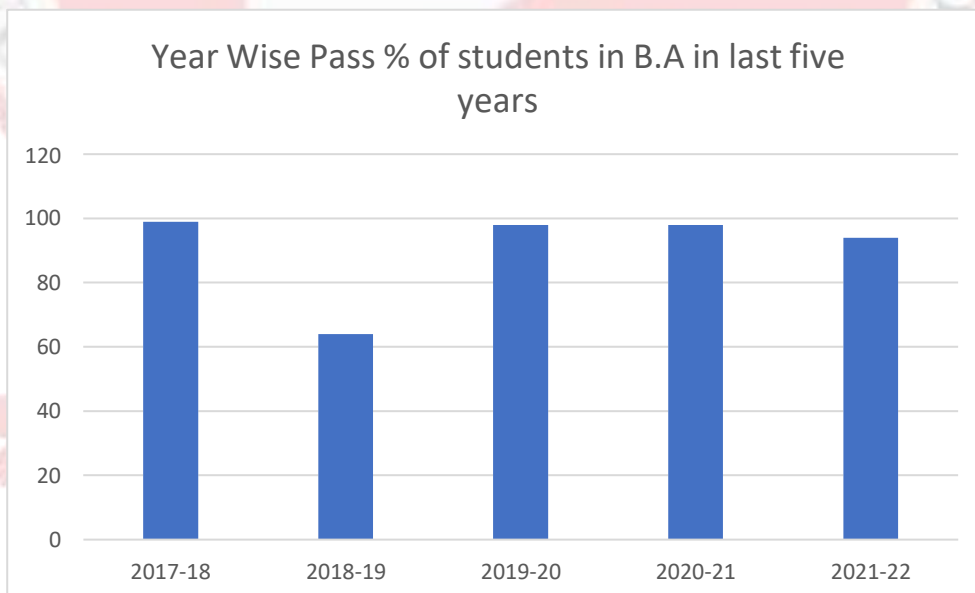
***(2017-18 to 2021-22)***

### ***UG COURSE RESULT***

#### ***1. Pass percentage of students in B.A Course in last five years***

***(2017-18 to 2021-22)***

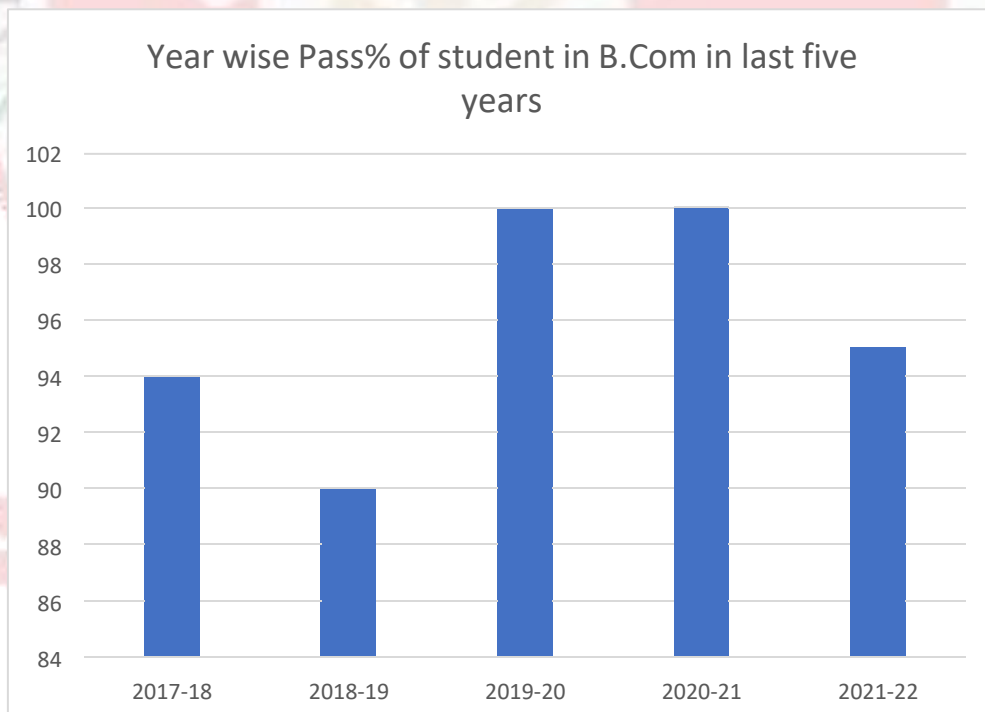
<b><i>Year</i></b>	<b><i>Pass%</i></b>
<i>2017-18</i>	99
<i>2018-19</i>	64
<i>2019-20</i>	98
<i>2020-21</i>	98
<i>2021-22</i>	94





**2. Pass percentage of students in B.COM Course in last five years  
(2017-18 to 2021-22)**

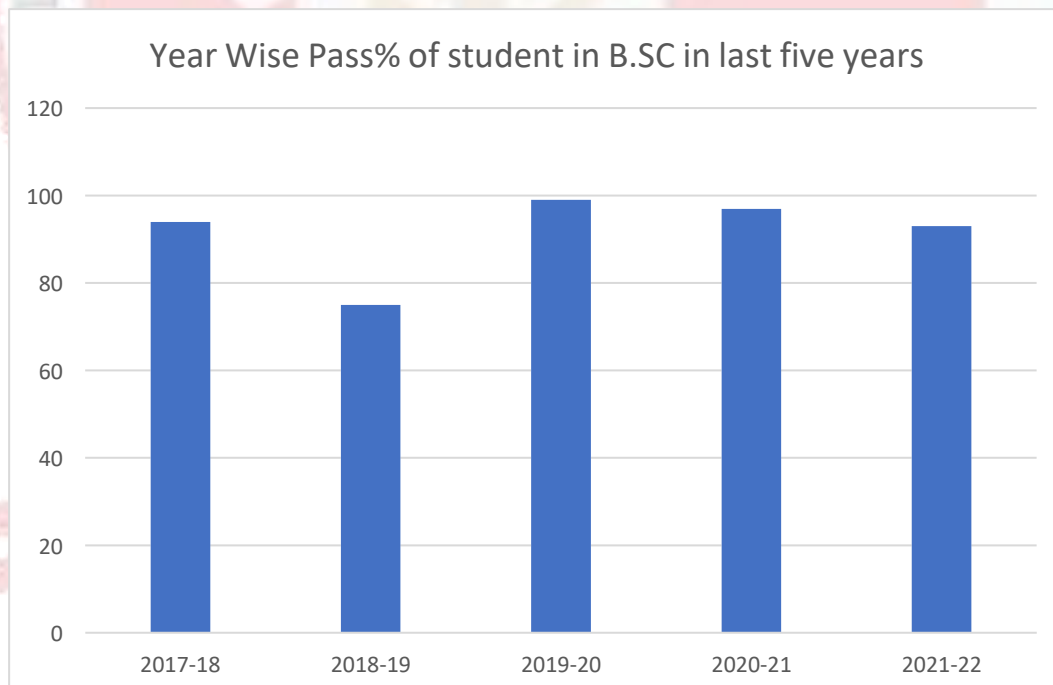
<i>Year</i>	<i>Pass%</i>
2017-18	94
2018-19	90
2019-20	100
2020-21	100
2021-22	95





**3. Pass percentage of students in B.SC Course in last five years  
(2017-18 to 2021-22)**

<i>Year</i>	<i>Pass%</i>
2017-18	94
2018-19	75
2019-20	99
2020-21	97
2021-22	93

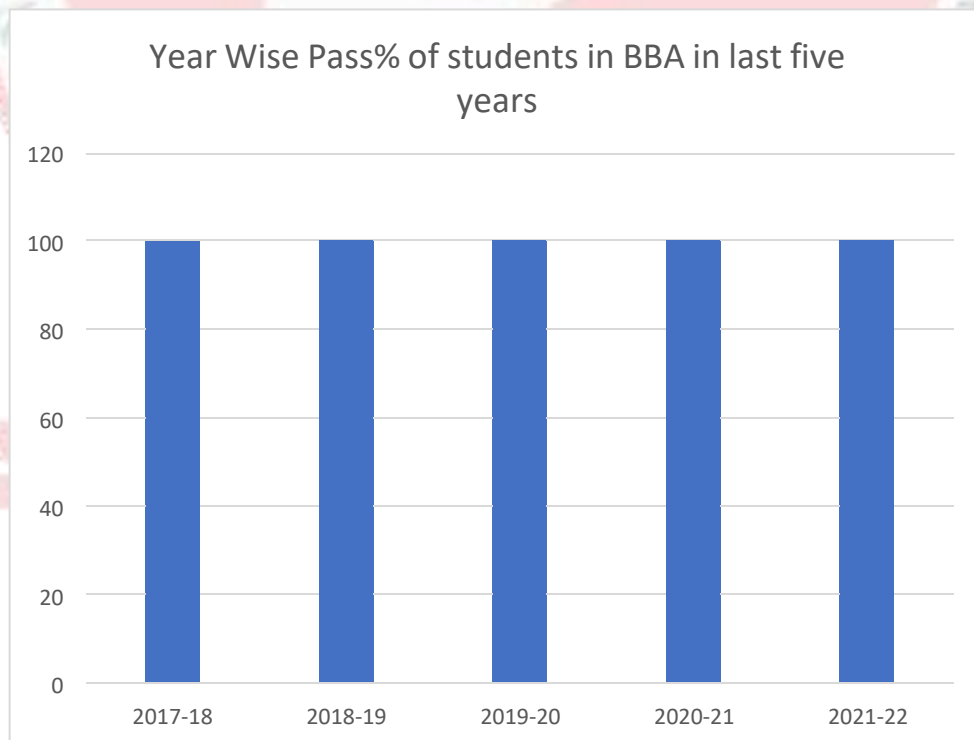






**4. Pass percentage of students in BBA Course in last five years  
(2017-18 to 2021-22)**

<i>Year</i>	<i>Pass%</i>
2017-18	100
2018-19	100
2019-20	100
2020-21	100
2021-22	100

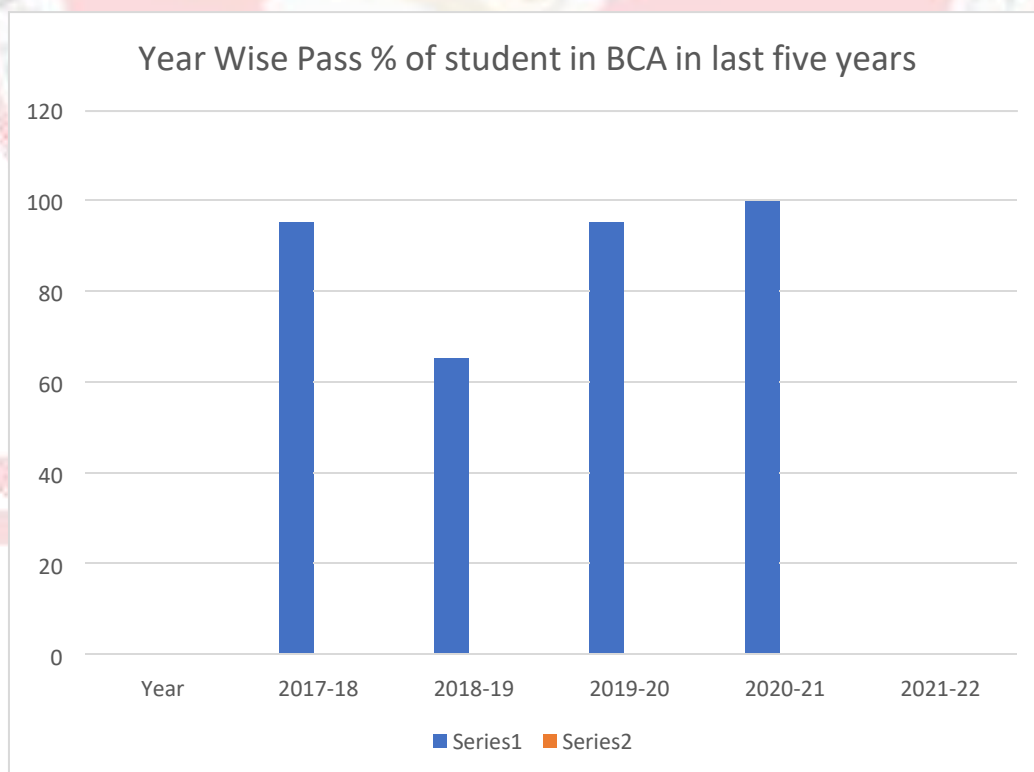






**5. Pass percentage of students in BCA Course in last five years  
(2017-18 to 2021-22)**

<i>Year</i>	<i>Pass%</i>
2017-18	95
2018-19	65
2019-20	95
2020-21	100
2021-22	0

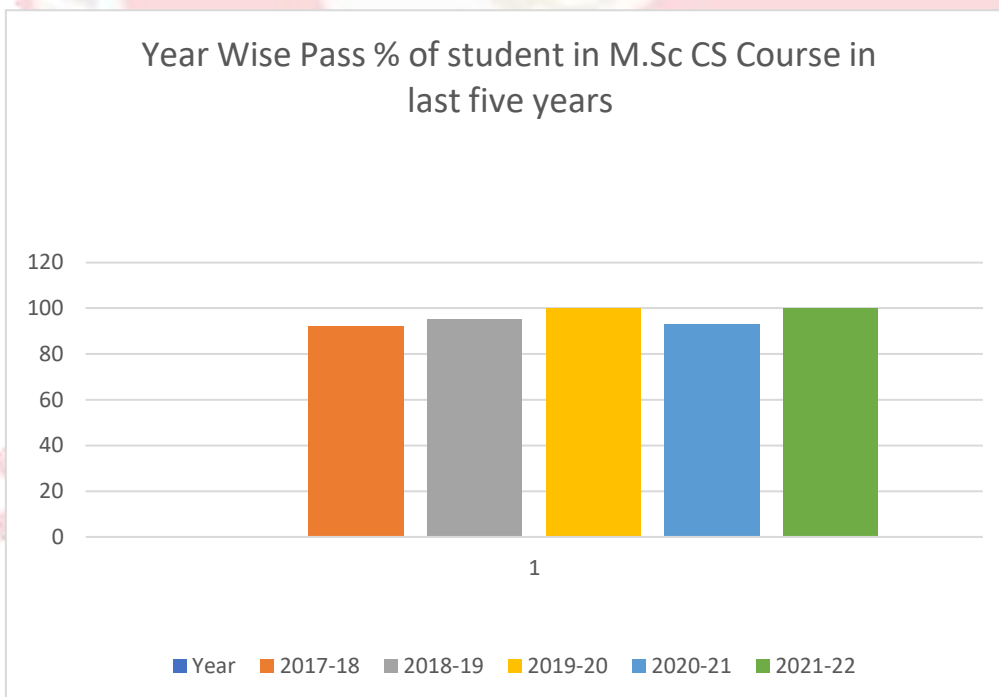




### ***PG COURSE RESULT***

#### ***6. Pass percentage of students in M.Sc. Course in last five years (2017-18 to 2021-22)***

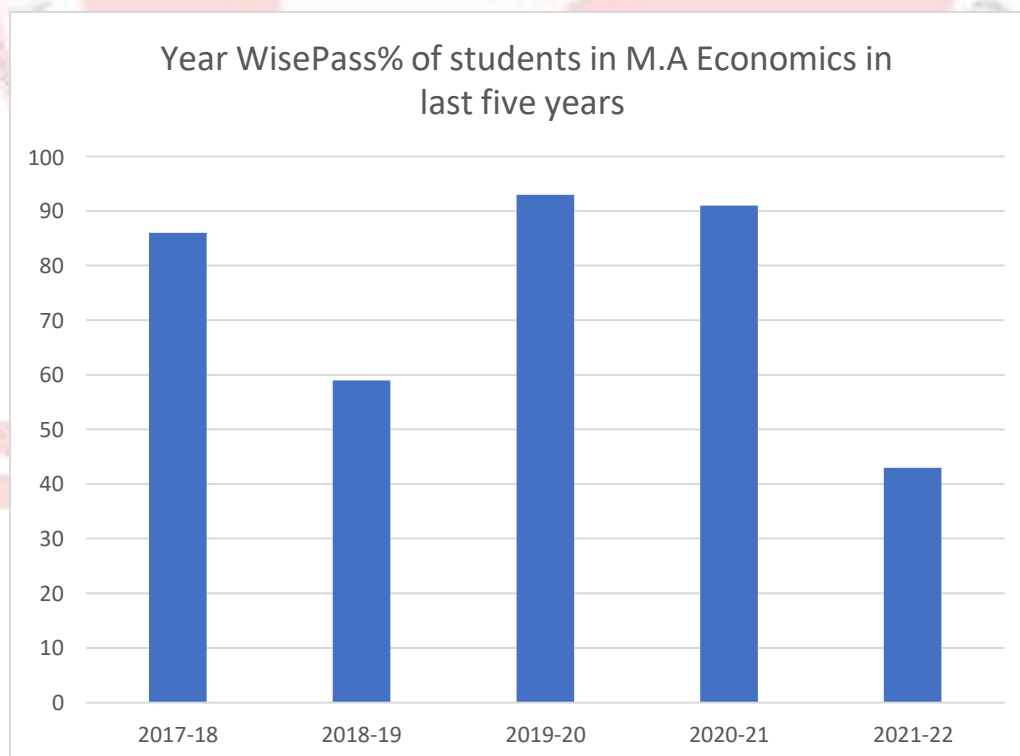
<i>Year</i>	<i>Pass%</i>
2017-18	92
2018-19	95
2019-20	100
2020-21	93
2021-22	100





**7.Pass percentage of students in M.A Economics Course in last five years  
(2017-18 to 2021-22)**

<i>Year</i>	<i>Pass%</i>
2017-18	86
2018-19	59
2019-20	93
2020-21	91
2021-22	43

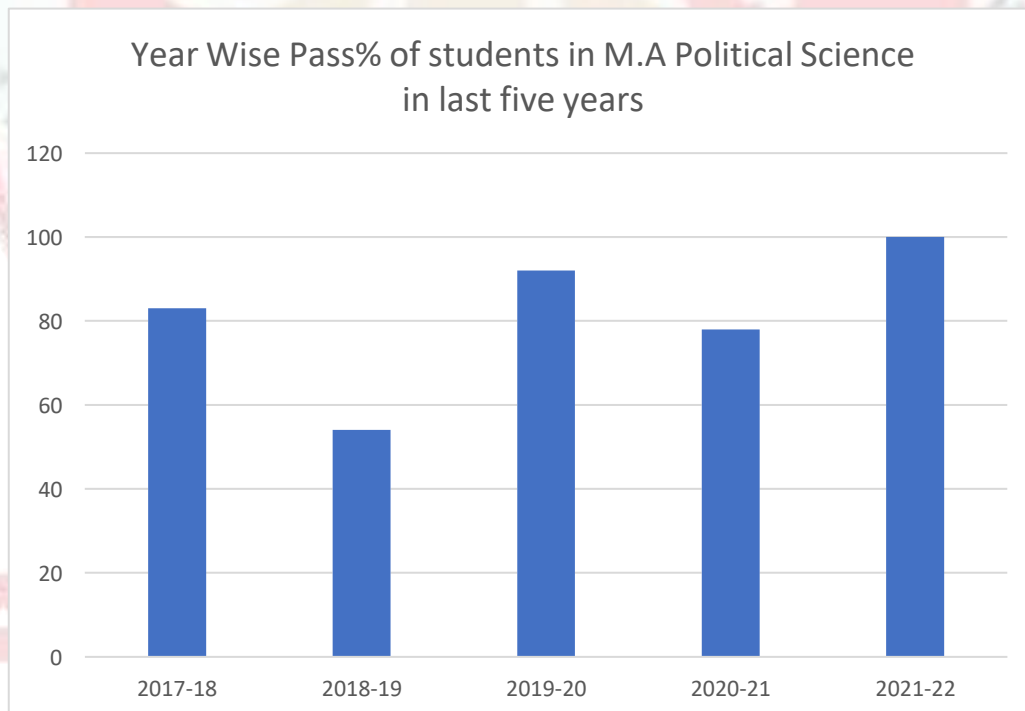






**8.Pass percentage of students in M.A Political Science Course in last five years  
(2017-18 to 2021-22)**

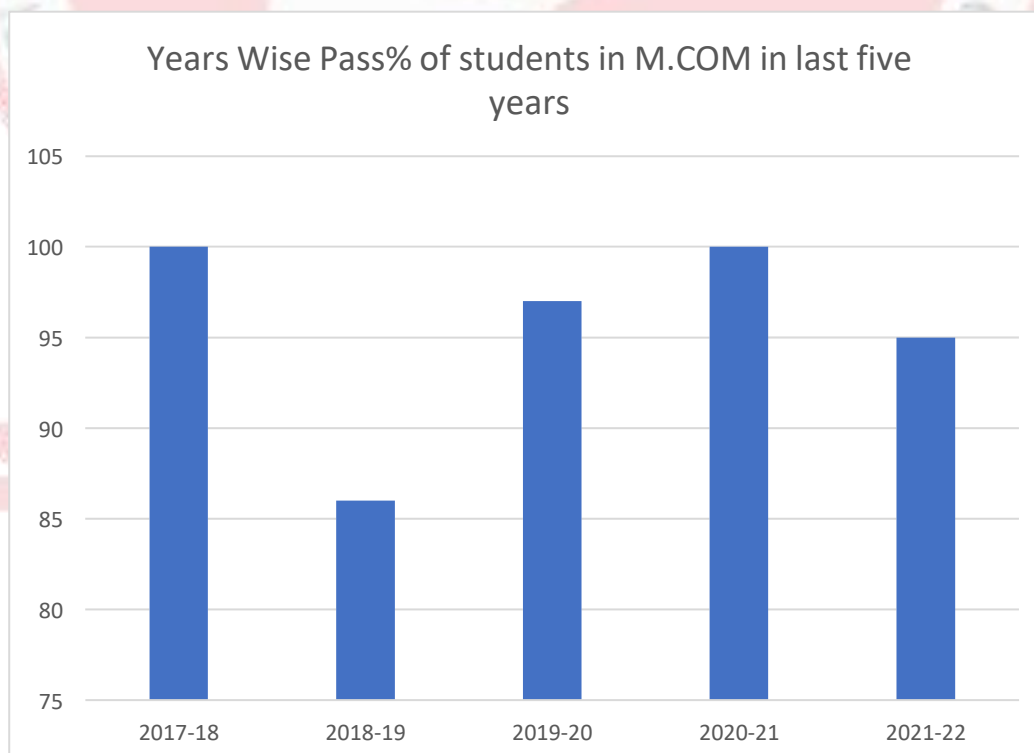
<i>Year</i>	<i>Pass%</i>
2017-18	83
2018-19	54
2019-20	92
2020-21	78
2021-22	100





**9. Pass percentage of students in M.COM Course in last five years  
(2017-18 to 2021-22)**

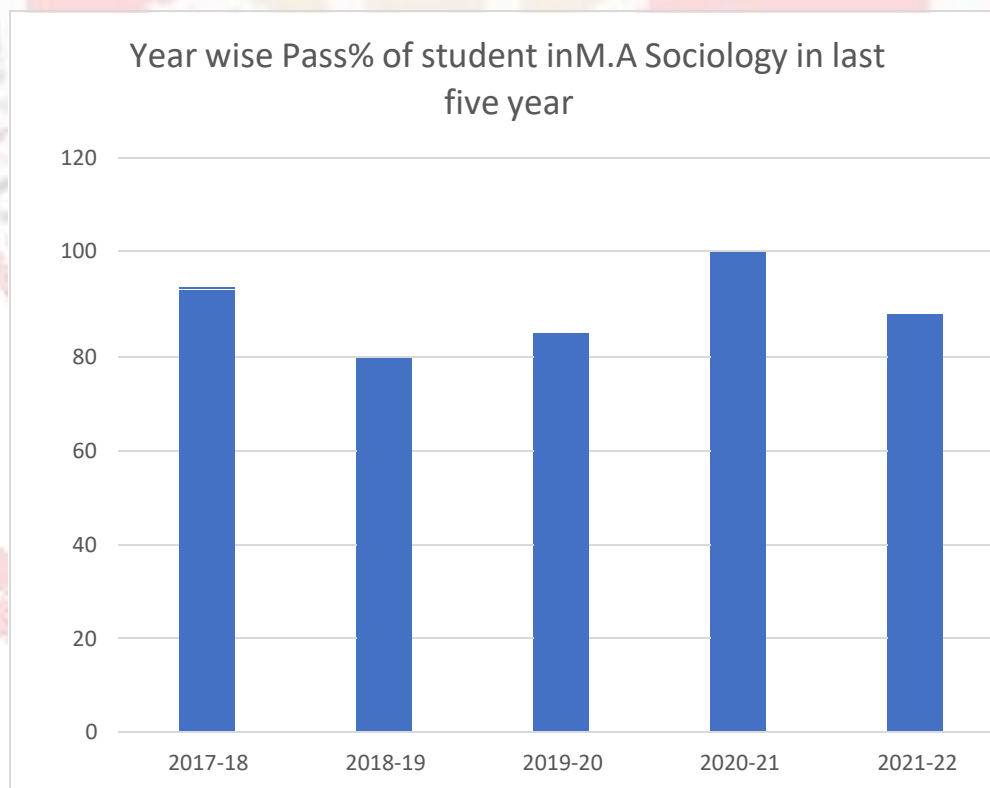
<i>Year</i>	<i>Pass%</i>
2017-18	100
2018-19	86
2019-20	97
2020-21	100
2021-22	95





**10. Pass percentage of students in M.A Sociology Course in last five years  
(2017-18 to 2021-22)**

<i>Year</i>	<i>Pass %</i>
2017-18	92
2018-19	80
2019-20	85
2020-21	100
2021-22	89







## Comprehensive Analysis of result (2017-18 To 2021-22)

Year	Appeared Student	Passed Student
2017-18	609	583
2018-19	821	618
2019-20	714	702
2020-21	904	878
2021-22	923	862

